


[Click here to check us in the News!](#)

April Meeting Highlights:

What a joyful and abundant gathering we shared—with 18 members attended! Master Preserver Lynn Langley was both engaging and inspiring. She opened our eyes to so many creative ways to preserve the harvest and shared recipes—far beyond the usual canning and drying. The tables *Overflowing with generosity and color—fresh mulberries, loquats, kumquats, and even edible pineapple guava flowers; trays of vibrant seedlings (tomatoes, peas, cilantro, loofah, hyacinth beans, and “forever few” flowers); and a feast of homemade goodness—deviled eggs, chutney sandwiches, carrot muffins, Mexican apple pie, apricot tarts, and Samoa & chocolate Easter cookies, marinated turmeric, fermented beet-carrot kanji.* It truly felt like a celebration of the season—abundant, shared, and deeply nourishing in every way. We also quietly introduced a donation box to support our Seed Library, and thanks to your generosity, we collected our first \$10—a small but meaningful beginning 🌱 **Member Vote Update** 🗳️ In the spirit of moving forward together, members voted on two items—and both passed unanimously: • \$25 approved to secure a table at the CGCI Convention marketplace to raise funds for our club • \$100 approved as a club contribution toward a CGCI auction gift basket. Thank you for showing up—with your harvests, your ideas, your time, and your heart. [Click here for April Business Meeting](#)



Making Air Plants Bloom

A heartfelt thank you to Yoly Paniagua, whose simple, practical tips on getting air plants to bloom were inspiring. Its important to keep air plants outdoors to get them to bloom.

Green Thumb Wisdom: Making Air Plants Bloom Yoly Paniagua



Caring for Airplants so they bloom

Light for blooms: Bright, indirect light or gentle morning sun encourages flowering; avoid harsh midday sun.

Water consistently: Soak or thoroughly wet 1–2× per week; ensure the plant dries fully within a few hours to prevent rot.

Airflow matters: Keep in a well-ventilated spot—mounted displays are ideal.

Some of the most reliable bloomers

Some of the most reliable bloomers:

- **Tillandsia aeranthos** (photo)
- **Tillandsia ionantha** (turns red before blooming)
- **Tillandsia stricta**
- **Tillandsia capitata**
- **Tillandsia brachycaulos**

Pups and propagation care

After blooming = pups: The mother plant blooms once, then produces baby plants (“pups”) at the base.

Growing your cluster: Let pups reach ~ $\frac{1}{3}$ – $\frac{1}{2}$ the size of the mother before separating—or leave them attached to form a fuller, beautiful clump.

Basic Care

- Water: 10–20 min, 1–2 times/week.
- Drying: upside down
- Light: indirect
- Good ventilation



Quick Tips

- Dry or stiff → Lack of water
- Soft or brown → Too much moisture

Summary

- Easy plant, no soil
- Decorative and unique
- Low maintenance



April Flowers for a Smile: Kathy Cash

A heartfelt thank you to Kathy Cash for coordinating, and to Hallie Worsey for donating a beautiful April arrangement at the Pacific Highlands Ranch Library.

We’d love more members to participate!



[Sign up](#) to share a simple bouquet—homegrown flowers are perfect, and vases are returned.



April Field Trip: Thanks to Yu Linda and events team for a **fabulous trip to Speciality Produce**. We got to learn and taste and see unique produce and it was a joy all in all to spend the morning with 10 of our members.



Upcycling Project on Earth Day:


Eight team members came together for a joyful, hands-on workshop—transforming everyday materials into beautiful items for our convention fundraiser.

From elegant bottle vases and hand-painted fairy light bottles to 16 boutonnieres and garden signs, creativity was in full bloom. A meaningful Earth Day—creating, learning, and giving back together.



Pet Memorial & Habitat Restoration Site Thriving:

Our community Pet Memorial, installed by Friends of Del Mar Mesa, continues to be a place of quiet reflection and love for many visitors. Spring is in full bloom! Chalk Dudley a, native succulent pollinator, (endangered) is planted and thriving. Hoping to restore its place in its natural habitat.



Fairy Garden Spring Interactive Planter at Ocean Air Rec Ctr: Shital Parikh

Our interactive planter has blossomed into a magical fairy garden this spring—an enchanting little world alive with imagination and discovery. Tucked among lush succulents and mossy rocks, resident fairies gather near a delicate Tinkerbell swing, while Mr. Frog watches over a tiny pond and a wise owl keeps quiet guard.

Bright mushrooms peek through the greenery, bees hover in playful detail, and miniature veggies add a touch of whimsy.

A charming fairy laundry line and white picket fences bring the scene to life, inviting children to pause, look closer, and wander into this tiny world of wonder.

Adding a special touch, Nancy Barzvi has introduced an **interactive Mother's Day blooming flower concept**, encouraging children to engage and leave heartfelt notes—a shared expression of love and joy.


A small garden, gently reminding us: imagination grows where we plant it.





Pollinator Garden at ER Park Wendy Poyhonen

May 3rd, Wendy is hosting a potluck with all the volunteers of ER Pollinator Planting Project. A way to say thank you. Questions? Contact Wendy Poyhonen wpoyns@gmail.com or info@friendsdmm.org



SEED LIBRARY: By Barbara Scholz

Eight members made over 200 seed packets. Member Amy Trancikno stopped by and donated a dozen seed packets!! We thank all our corporate sponsors for their generous donations of seed packets and funds to support the Carmel Valley [Seed library. Link to our seed library webpage](#)



Next Seed Packing

Meeting : Friday, May 8, 10:00 am - noon. Carmel Valley Library. Stop by to grab free seeds or help! Stop by to say hello or take some speciality seeds for your garden. It's a fun way to meet members while learning about each

other's gardens. Questions? Email: bscholz@hotmail.com

Special Grow Together: Seed Packet Day on **May 30:** *Save the date:* 2- 4pm at Carmel Valley Library.



Food Blog Olivia Hansen Spring Salad with Society Garlic

Flowers: This salad is a composed salad (as opposed to a tossed salad). As a chef, you will tap into your artistic side. Working with color, texture, and shape, you will compose your own salad.


Belden Community Garden Update: A wonderful and fulfilling visit to the Belden Community Garden today. With the help of Chris Ross, we planted special varieties of tomatoes, along with seeds of cucumber, zucchini, cilantro, and basil. We also added Roma tomatoes—grown from a packet shared by Barbara Scholz just four weeks ago—which are already 2–3 inches tall! We cleaned up Bed 1 of cherry tomatoes, harvested a generous batch of carrots, and fertilized all the fruit trees. Grateful for the continued support and spirit of the Del Mar Mesa Garden Club. I got a bunch of marigold and forever few plants to share with our club members as we needed to remove them from the beds at Belden.



Pacific Trails Middle School Garden:

Hollie Worsey, Asst. PTMS Garden Coordinator.

A thriving pollinator and vegetable garden is at Pacific Trails Middle School. Spring Photos from April 2026 Photos provided by Garden Coordinator teacher Ms. Memar. DMMGC supports this school garden.



District News : Fire Safety Webinars free

Director Tanja Swanson invites , Pacific Region Garden Clubs (PRGC) Firewise Communities Webinars being offered to all garden club members and community.

Five one-hour webinars to help you reduce your risk of loss from wildfire. that you **Register for each webinar separately.**

4. Monday, August 10, 2026, 2 pm - 3 pm

Firewise Webinar #4: Personal and Family Preparedness Before a Disaster

Todd Lando, President, Fire Safe Marin and Central Marin Battalion Chief

Register here:

[\[https://us02web.zoom.us/j/84451234567\]](https://us02web.zoom.us/j/84451234567)(<https://tool.californiagardenclubs.com/i4a/click/index.cfm?rType=2&p=xlXf2b4fxSSA0LO5SWQpmoE1WqjFEyNf%2FeBxoEblsBlarxwg%2Fn3m0%2B8N4n2ZQDI5m3lzI4Y8d05GvnnBmRFZimNgOYvSskAGiH3peYnk2QAukDAKffvUlcWZljb a04vWCXzrZ7SZwJodmp%2FnwY%2BXDzwsfz08nlLUMBWJULt1aHA%3D&origURL=http://us02web.zoom.us/meeting/register/ahABCgzwTfeTFpu1c-MzvA>)

5. Monday, September 14, 2026, 2 pm - 3 pm

Firewise Webinar #5: Organizing Your Neighbors (Firewise Communities)

Oakland's CABS Firewise Neighborhood. Register here:

[<https://us02web.zoom.us/j/84461211633>](https://tool.californiagardenclubs.com/i4a/click/index.cfm?rType=2&p=xIXf2b4fxSSA0L05SWQpmoE1WqjFEyNf%2FeBxoEblsBlarxwg%2Fn3m0%2BB8N4n2ZQD15m3lzl4Y8d05GvnnvBmRFZimNgOYvSskAGiH3peYnk2QAukDAKffvUlcWZlJba04vWCXzrZ7SZwJodmp%2FnwY%2BXDzwsfz08nlLUMBWJUL1aHA%3D&origURL=http://us02web.zoom.us/meeting/register/Hu32W-2nROmVkJUH_3pPdw)

Get Free Trees

Our club members have applied for and received free fruit and ornamental trees.

Register to attend district meeting. Members only:

[Free Tree SD City Only](#)

[SDG&E Tree Rebate Program](#)

Rats, Pests DIY: Tips from Hollie Worsey

I have successfully used Bounce dryer sheets to repel rats around my yard and garage.

1. I placed Bounce sheets inside the enclosed area under my outdoor grill.
2. I cut 1 inch strips of Bounce sheets and tied them low down on vegetable trellises.
3. I stuffed Bounce sheets under a garden box that is only 2" off the ground because I saw a tell-tale indication of rats which--empty snail shells.
4. I stuffed Bounce sheets into corners and under cabinets where rats have been in the past.

5. Plant marigold flowers from seed in vegetable beds to deter snails and slugs.

From AI--Marigolds repel pests primarily through their strong scent and chemical compounds. They emit limonene, a compound that masks the scent of nearby vegetables, confusing pests like whiteflies. Their roots produce alpha-terthienyl, which is toxic to harmful nematodes in the soil. They are effective against aphids, whiteflies, and nematodes but require high-density planting to work effectively.

Marigolds are effective companion plants that can help manage certain pests, though they are not a magical repellent for all insects. They act by emitting a scent that deters some pests (like nematodes, whiteflies, and aphids) and by attracting beneficial predators (such as ladybugs) that eat harmful bugs.

They work best when planted in high numbers, especially near tomatoes.

6. Peppermint oil spray can be bought premixed or DIY:

Pests repelled: Mice, rats, spiders, ants, cockroaches, stink bugs, fleas, flies, and plant-based insects.

How to make DIY spray: Mix 2 cups of water with 10–15 drops of high-quality peppermint essential oil and a small amount of soap (to help the oil blend) in a spray bottle.

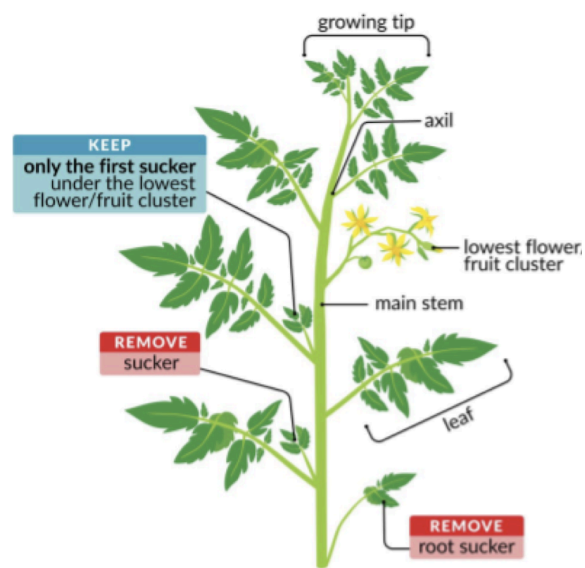
7. APP recommendation:

I recently used the Picture This app to diagnose an ailing orchid. So far it has been helpful. Once I diagnosed and treated my orchid I deleted the app because there is a charge after a month.

TOMATOES

[Great article on pruning tomatoes correctly for higher yield.](#)

[Notes from Roy Wilburn's talk on Tomatoes](#)



Remove suckers from indeterminate tomato plants EXCEPT for the sucker below the lowest flower/fruit cluster.



DEL MAR MESA GARDEN CLUB

EVENTS • MEETINGS • WORKSHOP

APRIL – DECEMBER 2026

DEL MAR MESA GARDEN CLUB APRIL – DECEMBER 2026 EVENTS

SEED LIBRARY GATHERINGS

Carmel Valley Library
• 2nd Friday of the Month
• 10:00 AM – 12:00 Noon

Dates 🌱

- Apr 10
- May 8
- Jun 12
- Jul 10
- Aug 14
- Sep 11
- Oct 9
- Nov 13
- Dec 11

PROGRAMS & EVENTS

April 1 Lynn Langley
Preserving Your Harvest

May 6 John Clements
Garden Pests & Controls

June 3 Greg Rubin
Fire Prevention Landscaping

MONTHLY MEETINGS & SPECIAL EVENTS

Carmel Valley Library
1st Wednesday • 11:00 AM – 12:30 PM

PROGRAMS & EVENTS

April 1 Lynn Langley
Preserving Your Harvest

May 6 John Clements
Garden Pests & Controls

June 3 Greg Rubin
Fire Prevention Landscaping

June 7 (Members Only) Year-End Potluck

July – August ★ No Meetings

September 2 Kenneth Aberthary
Saving the Monarch Butterfly
September Garden Tour
Members Only

October 7
Stephanie Walker
Fall / Halloween
Garden Craft, Demo
& Trest

November 4
Speaker & Topic TBA

December
No Meeting



Upcoming Events for May

Sunday, May 3 : Potluck for Park Pollinator Garden Volunteers at Wendy Poyhonon’s home



Wednesday, May 6 , 11:00 am - 12:30 pm: Talk on Pest Prevention in the garden by John Clements. Excellent Professional Speaker Location: Carmel Valley Library [SIGN UP REQUESTED](#)



Friday, May 8, 10 am - 12 pm: Seed Library Meeting and seed sorting. At Carmel Valley Library

Saturday, May 30: Special Community Seed Day: 2- 4 pm at Carmel Valley Library

