

[Click here to check us in the News!](#)

## May Meeting Highlights:

Click here for [May Business Meeting](#). The talk on Garden Pest Control by John Clements was most informative. The food and sharing was over the top fabulous. We collected \$10 towards seedlings. May's meeting was well attended with 18 members plus visitors.



## Japanese Fermentations: Fascinating

A heartfelt thank you to Masumi Parekh, for sharing an array of Japanese fermented foods and tips on how to make them. From Natto, Nukazuki, Kimchi to Miso. We will arrange a hands-on workshop or demonstration next year so our members can learn these healthy nutritional recipes.

### Green Thumb Wisdom: Masumi Parekh Fermenting Foods 🇯🇵

**Natto** (fermented beans)



**Step 1:** Soak/cook beans



**Step 2:** Mix in natto culture, ferment for ~24h



**Step 3:** Eat & enjoy! (Tip: mix with soy sauce, Japanese mayo, green onion...)



**Nukazuke**


Vegetables are pickled in a bed of fermented rice bran paste (~days to months depending on veggie and where nuka bed is kept)

Step 1: Mix in 2% of veggie weight in salt (e.g. ~1lb cabbage, shredded carrots, 1 tbsp non-iodized salt). Let it sit ~20min.

Microbial composition of nukadoko is very complicated

- Yeast loves air
- Lactic acid bacteria are OK with air, but not fancy
- butyric acid bacteria hates air

**Kimchi**



## Miso



**Step 2: Wait ~3-6 months** (tip: start in the fall for a slower fermentation/richer taste).



## Highlights of Recommendations from John Clements — Garden Pests & Control Talk

May 6, 2026 • Del Mar Mesa Garden Club

- **Nozzle Recommendation** (for hosing off scale, aphids, and spider mites): Buy the **Little Big Shot** nozzle from Home Depot. Good for blasting pests and cleaning around hose fittings. Better than the Bug Blaster. Use every two weeks.

- **Horticultural Oil Preference:** John prefers a horticultural oil and water mixture over neem oil.

- **Sprayer Recommendation:** Uses the **HDX 2 Gallon Multi-Purpose Lawn and Garden Pump Sprayer** from Home Depot. The sprayer has a stick nozzle with a curved tip, which helps spray underneath leaves where pests often hide.

- **BT (*Bacillus thuringiensis*):** Don't use BT if you want butterflies.

- **Spinosad:** Use Captain Jack's Deadbug Brew (spinosad).

- **Snails & Slugs:** Use Sluggo or Sluggo Plus as per directions for 3 times repeat application.

- **Texas Two-Step Method:** "Do my own" (possibly referring to a personal pest-control method).

- **Feral Bees**

- **Podcast Mention:** Radiolab episode: *Ant Wars* — set in Escondido

- **Argentine Ants:** If you have Argentine ants, you can't really do fully organic control.

- **Ant Control Products:**

- TERRO Liquid Ant Baits
- Spectracide Bug Stop Home Barrier — 1-gallon liquid from Home Depot

- **For Native Plant Gardeners:** Spectracide Bug Stop really helps.

- **Grasshoppers:** Use Nolo Bait.

- **Rats:**

- Peppermint oil
- Aloha bars (chocolate coconut bars from Costco) with peanut butter as bait
- Use a black light to see rat tracks at night
- For prevention, consider using a falconer.

- **Squirrels:** Use Squirrelnator. Bait with peanut butter sandwiches.

- **Raccoons:** Very hard to get rid of.

- Motion-sensor lights
- Motion-sensor water sprinklers

- **Coyotes:** Use wolf or human urine to mark territory and deter coyotes.



## Moy Flowers for a Smile: Kathy Cash

Kathy Cash made two gorgeous baskets for flowers for a Smile program in May. Spring and Mother's day flowers.

[Sign up](#) to share a simple bouquet—homegrown flowers or potted plants are perfect. Containers are returned.



# CGCI Convention Market Place Sales :

The CGCI State Convention at Handerly Hotel, Market Place may have been quieter than expected, but our little table was filled with creativity, generosity, and community spirit. We sold tomato seedlings, foraged tree trunks, large pine cones, homemade candied kumquats, curry leaf mango dry rub, decorated bottles, handmade gift bags and cards, medicinal smudges, and boutonnieres – raising a net profit of nearly \$300.

### Upcycled Jars & Bottles

*Grown • Gathered • Made with Love*

Take a little joy home – each piece is handcrafted from repurposed materials and supports our community garden programs.

**Pricing**

- Large jars & bottles – \$20
- Medium bottles – \$15
- Small (with lids) – \$7
- Small (without lids) – \$3

Every purchase helps something grow



DEL MAR MESA GARDEN CLUB

## Grown • Gathered • Naturally Beautiful

Bring a touch of nature home

Organic • Candied Kumquats •



Made with anise, cinnamon, vanilla bean

Eat by itself  
On pork  
On oats

**\$7 each**

A little inspiration for your garden—yours to grow!



### Naturally You

Versatile Beauty

ONE PIN, ENDLESS POSSIBILITIES

**\$3 each**  
2 for \$5

ON LABEL, ON DRESS, ON HAIR, ON BAG, ON GIFT

### Curry Leaf, Tamarind & Mango Rub

*Grown • Gathered • Naturally Beautiful*

Bold savory-tangy seasoning made with roasted curry leaves, lentils, tamarind, mango powder & black pepper. Delicious on vegetables, meats, eggs, rice, avocado toast & popcorn.

Iron & antioxidant rich | Made with home-grown curry leaves.

**Ingredients:** Curry leaves, lentils, mango powder, tamarind, black pepper, salt, sunflower oil.

### FREE SEED PACKET

with a purchase!

A little seed today can grow into something beautiful.

Every purchase helps something grow

### Healthy, locally grown seedlings

perfect for your garden, containers & pollinators

- ✓ Flowers
- ✓ Herbs
- ✓ Vegetables
- ✓ Native Plants

**\$1 each**

Every purchase helps something grow

### Sanitized foraged bark, sculptural wood pieces & large natural pine cones

Thoughtfully gathered from nature for garden art, fairy gardens, floral displays, orchid mounting & seasonal décor

- Large Pine Cones • \$10 each
- Large Bark Pieces • \$10 each
- Medium Bark Pieces • \$7 each
- Tiny Bark Pieces • \$2 each

Every purchase helps something grow

## READY, SET, GROW!

### Seed Starting Basket

Everything you need to begin growing vegetables, flowers, and herbs from seed – thoughtfully gathered to help gardeners of all levels grow successfully at home.

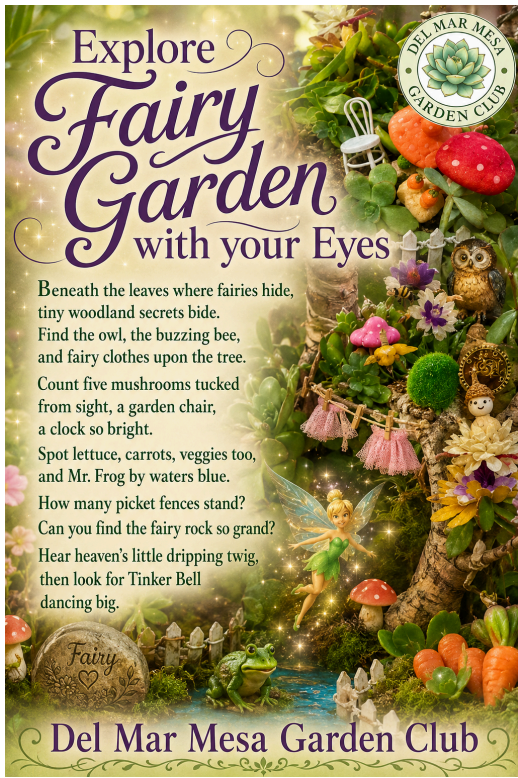
**BASKET INCLUDES**

- ♥ 75-cell seed starting tray with base tray
- ♥ 10" moisture-controlling humidity dome
- ♥ Premium seed starting soil mix
- ♥ Assorted vegetable and flower seed packets
- ♥ Plant labels with garden marker pen
- ♥ Garden journal / planting log book
- ♥ Two harvest baskets
- ♥ Comfortable garden kneeling pad
- ♥ Gardening gloves
- ♥ Hand shovel & hand trowel
- ♥ Jim's rice ash husk for moisture absorption
- ♥ Hand-painted wooden planter sign
- ♥ Nifty Fifty vegetable brochure
- ♥ Vegetable seed planting guide pamphlet
- ♥ 30-inch planting pot



**Club also donated a seed growing basket towards state auction.** Kathy Cash donated \$100 towards the basket. Nancy Barzvi, Yu Linda Song, Shital Parikh, Seed Library donated items. Heartfelt thank you to all the members who donated and created items for the sale. thanks to Masumi for setting up the Venmo and Zelle payment systems. The online payments allowed sales to continue and funds to be deposited even when no one was physically at the table, helping us avoid missed sales and lost income through paypal and credit card fees. The big effort by all involved paid off. Thank you.





## Fairy Garden Spring Interactive Planter at Ocean Air Rec Ctr: Shital Parikh

Our interactive planter has blossomed into a magical fairy garden this spring—an enchanting little world alive with imagination and discovery. Tucked among lush succulents and mossy rocks, resident fairies gather near a delicate Tinkerbell swing, while Mr. Frog watches over a tiny pond and a wise owl keeps quiet guard.

Bright mushrooms peek through the greenery, bees hover in playful detail, and miniature veggies add a touch of whimsy. A charming fairy laundry line and white picket fences bring the scene to life, inviting children to pause, look closer, and wander into this tiny world of wonder.

Adding a special touch, Nancy Barzvi has introduced an **interactive Mother's Day blooming flower concept**, encouraging children to engage and leave heartfelt notes—a shared expression of love and joy.

A small garden, gently reminding us: imagination grows where we plant it.

## Pet Memorial & Habitat Restoration Site Update:

With the help of Eagle Scout Samuel, sign posts and up to 6 signs will be installed along that trail by early June.

### Pollinator Garden at ER Park

Wendy Poyhon...


The potluck on May 3rd for volunteers of ER Pollinator Planting Project was a

successful, cheerful gathering attended by over 25 neighbors and supporters. The food and company were great. Wendy has put up a 2nd sign board explaining monarch butterflies at the park. The garden is blooming.



## SEED LIBRARY: By Barbara Scholz

Eight members and 3 visitors made over 300 seed packets.



**Next Seed Packing Meeting :** Friday, June 12, 10:00 am - noon. Carmel Valley Library. Stop by to grab free seeds or help! Stop by to say hello or take some speciality seeds for your garden. It's a fun way to meet members while learning about each other's gardens. Questions? Email: [bscholz@hotmail.com](mailto:bscholz@hotmail.com)

**Special Grow Together: Seed Packet Day** on Sat, **May 30, 2- 4pm** at Carmel Valley Library: [Register here](#) (RSVP recommended but not required).



		<b>Do NOT harvest, take plants, or remove soil</b> unless you are helping to maintain the garden or attending group gardening hours		To join the garden group: <a href="mailto:shitalparikh@mastergardenersd.org">shitalparikh@mastergardenersd.org</a>
		<b>Thursday   9:00 – 10:00 am</b>		Harvesting is allowed <b>ONLY</b> during designated garden hours. Taking items outside designated hours is not permitted.

		برداشت محصول، برداشتن گیاهان یا جابجایی خاک مجاز نیست مگر در صورتی که در نگهداری باغ مشارکت داشته باشید یا در ساعات گروهی باغبانی حضور پیدا کنید		برای پیوستن به گروه باغبانی: <a href="mailto:shitalparikh@mastergardenersd.org">shitalparikh@mastergardenersd.org</a>
		<b>پنجشنبه   ۹:۰۰ تا ۱۰:۰۰ صبح</b>		برداشت محصول فقط در ساعات تعیین شده مجاز است. برداشتن هرگونه مورد خارج از ساعات تعیین شده مجاز نیست.

		يمنع حصاد المحصول أو أخذ النباتات أو إزالة التربة إلا في حال المشاركة في رعاية الحديقة أو الحضور خلال ساعات العمل الجماعي		للاتضمام إلى مجموعة الحديقة: <a href="mailto:shitalparikh@mastergardenersd.org">shitalparikh@mastergardenersd.org</a>
		<b>الخميس   9:00 – 10:00 صباحاً</b>		يُسمح بالحصاد فقط خلال الساعات المحددة. أخذ أي عناصر خارج الساعات المحددة غير مسموح به.

		<b>NO cosecha, ni tome plantas, ni retire tierra a menos que esté ayudando a mantener el jardín o asistiendo a las horas de jardinería en grupo</b>		Para unirse al grupo de jardinería: <a href="mailto:shitalparikh@mastergardenersd.org">shitalparikh@mastergardenersd.org</a>
		<b>Jueves   9:00 – 10:00 a.m.</b>		La cosecha está permitida <b>SOLO</b> durante las horas designadas. No se permite tomar artículos fuera de ese horario.

		<b>KHÔNG thu hoạch, lấy cây hoặc lấy đất trừ khi bạn tham gia chăm sóc vườn</b>		Để tham gia nhóm làm vườn: <a href="mailto:shitalparikh@mastergardenersd.org">shitalparikh@mastergardenersd.org</a>
--	--	---	--	--

**Belden Community Garden Update:** Lots of summer vegetables are growing at Belden. Which has prompted non participants of the community garden to come by and help themselves without putting any effort in the growing of the garden. We have placed a flyer requesting members to not harvest without participation. Here is the flyer in 5 languages: English, Persian, Arabic, Spanish, Vietnamese, to address all residents.

## Pacific Trails Middle School Garden:

Hallie Worsley, Asst. PTMS Garden Coordinator.

A thriving pollinator and vegetable garden is at Pacific Trails Middle School is Coordinated by teacher Ms. Memar and our club volunteer Hallie Worsley.



---

## May Garden Tasks

### May Garden Tasks – San Diego

May is one of the busiest and most rewarding months in the San Diego garden. Warm soil, longer days, and coastal sunshine create ideal growing conditions – but irrigation, pests, and early heat management become increasingly important. Based on seasonal guidance from University of California Agriculture & Natural Resources and California Master Gardener recommendations.

#### Vegetables

- Plant warm-season crops: tomatoes, peppers, eggplant, cucumbers, squash, beans, basil, melons, pumpkins, sweet potatoes.
- Succession sow every 2–3 weeks: bush beans, lettuce, radishes, cilantro, carrots.
- Mulch vegetable beds deeply to conserve moisture and reduce weeds.
- Harvest zucchini and cucumbers young and often to encourage continued production.
- Watch for aphids, whiteflies, tomato hornworms, cabbage loopers, and powdery mildew.

#### Herbs

- Harvest rosemary, thyme, oregano, sage, mint, parsley, dill, and cilantro regularly before flowering.
- Pinch basil tips weekly to encourage bushy growth.
- Allow some cilantro and dill to flower for pollinators and beneficial insects.

#### Flowers & Pollinators

- Plant zinnias, cosmos, sunflowers, marigolds, salvias, celosia, and heat-loving annuals.
- Deadhead roses and spent flowers regularly for repeat blooms.
- Feed roses this month with a balanced rose fertilizer and deep watering.
- Watch roses for aphids, spider mites, rust, and powdery mildew.
- Avoid overhead watering late in the day to reduce fungal disease.

#### Fruit Trees

- Thin heavy fruit set on peaches, nectarines, apples, and plums to improve fruit size and prevent branch breakage.
- Citrus trees benefit from a light feeding in May.
- Deep water avocado trees but avoid constantly wet soil.
- Protect ripening berries and stone fruit from birds with lightweight bird netting.

#### Harvest Tips

- Harvest leafy greens early morning for best flavor and crispness.
- Tomatoes taste best when fully colored but still slightly firm.
- Herbs contain the strongest oils before flowering.
- Continue harvesting frequently – production slows when crops mature on the plant too long.

#### Keeping Birds Away

- Use bird netting secured tightly so birds cannot become trapped.
- Reflective tape, old CDs, spinning pinwheels, and shiny objects help temporarily.

- Harvest ripe fruit promptly.
- Provide a separate shallow water source away from edible crops – thirsty birds often peck fruit for moisture.

## Lawn Care

- Raise mower height slightly as temperatures warm.
- Mow regularly but never remove more than one-third of the blade at a time.
- Leave grass clippings as natural mulch if disease-free.
- Watch for dry spots indicating uneven irrigation coverage.

## Irrigation

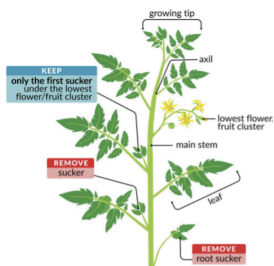
- Temperatures rise quickly in May – check drip systems, emitters, and timers now before summer heat arrives.
- Water deeply and less frequently to encourage deeper roots.
- Container plants may need daily watering during hot inland spells.
- Refresh mulch around trees and vegetables to reduce evaporation.

## Fertilizer

- Feed tomatoes, peppers, roses, citrus, and summer annuals regularly during active growth.
- Avoid over-fertilizing leafy plants with high nitrogen – it can reduce flowers and fruit.
- Compost tea or worm castings give gentle nutrition without excessive growth.

## Special May Tips

- Install shade cloth early for lettuce and cool-season greens if inland temperatures spike.
- Stake tomatoes before plants become too large.
  - Check young fruit trees for sunburn on exposed trunks and branches.
  - Encourage pollinators by leaving a few herbs and flowers blooming throughout the garden.
  - May is an excellent month to photograph the garden and note areas needing summer improvements.



Remove suckers from indeterminate tomato plants EXCEPT for the sucker below the lowest flower/fruit cluster.

## TIPS FOR TOMATOES

[Great article on pruning tomatoes correctly for higher yield.](#)

[Notes from Roy Wilburn's talk on Tomatoes](#)

## District News : Fire Safety Webinars free

Director Tanja Swanson invites , Pacific Region Garden Clubs (PRGC) Firewise Communities Webinars being offered to all garden club members and community.

Five one-hour webinars to help you reduce your risk of loss from wildfire. that you Register for each webinar separately. **4. Monday, August 10, 2026, 2 pm - 3 pm** Firewise Webinar #4: Personal and Family Preparedness Before a Disaster Todd Lando, President, Fire Safe Marin and Central Marin Battalion Chief [Register here:](#) **5. Monday, September 14, 2026, 2 pm - 3 pm** #5: Organizing Your Neighbors (Firewise Communities) Oakland's CABS Firewise Neighborhood. [Register here:](#)

**Get Free Trees** [Free Tree SD City Only](#)

[SDG&E Tree Rebate Program](#)



## May Garden Tasks – San Diego

May is one of the busiest and most rewarding months in the San Diego garden. Warm soil, longer days, and coastal sunshine create ideal growing conditions — but irrigation, pests, and early heat management become increasingly important. Based on seasonal guidance from University of California Agriculture & Natural Resources and California Master Gardener recommendations.



### Vegetables

- Plant warm-season crops: tomatoes, peppers, eggplant, cucumbers, squash, beans, basil, melons, pumpkins, sweet potatoes.
- Succession sow every 2–3 weeks: bush beans, lettuce, radishes, cilantro, carrots.
- Mulch vegetable beds deeply to conserve moisture and reduce weeds.
- Harvest zucchini and cucumbers young and often to encourage continued production.
- Watch for aphids, whiteflies, tomato hornworms, cabbage loopers, and powdery mildew.



### Herbs

- Harvest rosemary, thyme, oregano, sage, mint, parsley, dill, and cilantro regularly before flowering.
- Pinch basil tips weekly to encourage bushy growth.
- Allow some cilantro and dill to flower for pollinators and beneficial insects.

### Flowers & Pollinators

- Plant zinnias, cosmos, sunflowers, marigolds, salvias, celosia, and heat-loving annuals.
- Deadhead roses and spent flowers regularly for repeat blooms.
- Feed roses this month with a balanced rose fertilizer and deep watering.
- Watch roses for aphids, spider mites, rust, and powdery mildew.
- Avoid overhead watering late in the day to reduce fungal disease.

### Fruit Trees

- Thin heavy fruit set on peaches, nectarines, apples, and plums to improve fruit size and prevent branch breakage.
- Citrus trees benefit from a light feeding in May.
- Deep water avocado trees but avoid constantly wet soil.
- Protect ripening berries and stone fruit from birds with lightweight bird netting.



### Harvest Tips

- Harvest leafy greens early morning for best flavor and crispness.
- Tomatoes taste best when fully colored but still slightly firm.
- Herbs contain the strongest oils before flowering.
- Continue harvesting frequently — production slows when crops mature on the plant too long.



### Keeping Birds Away

- Use bird netting secured tightly so birds cannot become trapped.
- Reflective tape, old CDs, spinning pinwheels, and shiny objects help temporarily.
- Harvest ripe fruit promptly.
- Provide a separate shallow water source away from edible crops — thirsty birds often peck fruit for moisture.



### Lawn Care

- Raise mower height slightly as temperatures warm.
- Mow regularly but never remove more than one-third of the blade at a time.
- Leave grass clippings as natural mulch if disease-free.
- Watch for dry spots indicating uneven irrigation coverage.



### Irrigation

- Temperatures rise quickly in May — check drip systems, emitters, and timers now before summer heat arrives.
- Water deeply and less frequently to encourage deeper roots.
- Container plants may need daily watering during hot inland spells.
- Refresh mulch around trees and vegetables to reduce evaporation.



### Fertilizer

- Feed tomatoes, peppers, roses, citrus, and summer annuals regularly during active growth.
- Avoid over-fertilizing leafy plants with high nitrogen — it can reduce flowers and fruit.
- Compost tea or worm castings give gentle nutrition without excessive growth.



### Special May Tips

- Install shade cloth early for lettuce and cool-season greens if inland temperatures spike.
- Stake tomatoes before plants become too large.
- Check young fruit trees for sunburn on exposed trunks and branches.
- Encourage pollinators by leaving a few herbs and flowers blooming throughout the garden.
- May is an excellent month to photograph the garden and note areas needing summer improvements.



DEL MAR MESA GARDEN CLUB

## EVENTS • MEETINGS • WORKSHOP

APRIL – DECEMBER 2026

DEL MAR MESA GARDEN CLUB APRIL – DECEMBER 2026 EVENTS

### SEED LIBRARY GATHERINGS

Carmel Valley Library  
• 2nd Friday of the Month  
• 10:00 AM – 12:00 Noon

### Dates 📅

Apr 10  
May 8  
Jun 12  
Jul 10  
Aug 14  
Sep 11  
Oct 9  
Nov 13  
Dec 11

### PROGRAMS & EVENTS

April 1 Lynn Langley  
Preserving Your Harvest  
May 6 John Clements  
Garden Pests & Controls  
June 3 Greg Rubin  
Fire Prevention Landscaping

### MONTHLY MEETINGS & SPECIAL EVENTS

Carmel Valley Library  
1st Wednesday • 11:00 AM – 12:30 PM  
PROGRAMS & EVENTS

April 1 Lynn Langley  
Preserving Your Harvest  
May 6 John Clements  
Garden Pests & Controls  
June 3 Greg Rubin  
Fire Prevention Landscaping  
June 7 (Members Only) Year-End Potluck  
July – August 🌟 No Meetings  
September 2 Kenneth Aberthary  
Saving the Monarch Butterfly  
September Garden Tour  
Members Only  
October 7  
Stephanie Walker  
Fall / Halloween  
Garden Craft, Demo  
& Trest  
November 4  
Speaker & Topic TBA  
December  
No Meeting



## Upcoming Events for June

**Saturday, May 30: Special Community Seed Day:** 2:00 - 4:00 pm at Carmel Valley Library. Please join and bring your friends and family to help make seed envelopes for the seed library. Open to public

**Wednesday, June 3: Talk on Fire Safe Landscaping by Greg Rubin:** 11:00 am - 12:30 pm at Carmel Valley Library. Please [register](#) to attend.

**FIRE PREVENTION LANDSCAPING TALK**  
by **GREG RUBIN** **JUNE 3** **CARMEL VALLEY LIBRARY**  
11:00 am - 12:30 pm  
**DEL MAR MESA GARDEN CLUB**